


Particulars	UACS CODE	Authorized Appropriation	Adjustments (Transfer To/From, Realignment)	Adjusted Appropriations	Allotment	Adjustments (Withdrawal, Realignment)	Transfer To	Transfer From	Adjusted Total Allotments	Ending March 31	Ending June 30	Ending Sept 30	Quarter Ending Dec. 31	Total	Ending March 31	Ending June 30	Ending Sept 30	Quarter Ending Dec. 31	Total	Unreleased Appropriations	Unencumbered Allotment	Due and Demandable	Not Yet Due and Demandable
1	2	3	4	5=(3+4)	6	7	8	9	10=(6)-(7)-(8)-(9)	11	12	13	14	15=(11+12+13+14)	16	17	18	19	20=(16+17+18+19)	21=(5-10)	22=(10-15)	23	24
Provision of Higher Education Services including P39,087,000 for Scholarships of Poor and Deserving Students (Expanded Students' Grants-in-Aid Program for Poverty Alleviation-ESGP-PA) and P52,480,000 for Tubong Dunong	264003010100000	18,680,000.00		18,680,000.00	18,680,000.00				18,680,000.00	4,674,438.73				4,674,438.73	4,674,438.73				4,674,438.73		14,005,561.27		
PS		18,680,000.00		18,680,000.00	18,680,000.00				18,680,000.00	4,674,438.73				4,674,438.73	4,674,438.73				4,674,438.73		14,005,561.27		
MFO 2: ADVANCED EDUCATION SERVICES	000003020000000	601,000.00		601,000.00	601,000.00				601,000.00	138,620.88				138,620.88	138,620.88				138,620.88		462,379.12		
Provision of Advanced Education Services	264003020100000	601,000.00		601,000.00	601,000.00				601,000.00	138,620.88				138,620.88	138,620.88				138,620.88		462,379.12		
PS		601,000.00		601,000.00	601,000.00				601,000.00	138,620.88				138,620.88	138,620.88				138,620.88		462,379.12		
MFO 3: RESEARCH SERVICES	000003030000000	382,000.00		382,000.00	382,000.00				382,000.00	76,728.36				76,728.36	76,728.36				76,728.36		305,271.64		
Conduct of Research Services	267003030100000	382,000.00		382,000.00	382,000.00				382,000.00	76,728.36				76,728.36	76,728.36				76,728.36		305,271.64		
PS		382,000.00		382,000.00	382,000.00				382,000.00	76,728.36				76,728.36	76,728.36				76,728.36		305,271.64		
MFO 4: TECHNICAL ADVISORY EXTENSION SERVICES	000003040000000	161,000.00		161,000.00	161,000.00				161,000.00	30,087.12				30,087.12	30,087.12				30,087.12		130,912.88		
Provision of Extension Services	265003040100000	161,000.00		161,000.00	161,000.00				161,000.00	30,087.12				30,087.12	30,087.12				30,087.12		130,912.88		
PS		161,000.00		161,000.00	161,000.00				161,000.00	30,087.12				30,087.12	30,087.12				30,087.12		130,912.88		
Sub-Total Automatic Appropriations		21,986,000.00	718,200.00	22,704,200.00	22,704,200.00				22,704,200.00	5,458,309.83				5,458,309.83	5,458,309.83				5,458,309.83		17,245,890.17		
PS		21,986,000.00	718,200.00	22,704,200.00	22,704,200.00				22,704,200.00	5,458,309.83				5,458,309.83	5,458,309.83				5,458,309.83		17,245,890.17		
MOOE																							
Fn Ex																							
CO																							
III. Special Purpose Fund																							
Sub-Total SPF																							
PS																							
MOOE																							
Fn Ex																							
CO																							
GRAND TOTAL		586,694,000.00	718,200.00	587,412,200.00	503,168,825.00				503,168,825.00	80,885,608.19				80,885,608.19	77,192,517.45				77,192,517.45	84,243,375.00	422,283,216.81	3,414,851.28	278,239.46
PS		297,343,000.00	718,200.00	298,061,200.00	271,297,825.00				271,297,825.00	58,416,775.79				58,416,775.79	57,603,507.09				57,603,507.09	26,763,375.00	212,881,049.21	813,268.70	
MOOE		201,941,000.00		201,941,000.00	149,461,000.00				149,461,000.00	22,468,832.40				22,468,832.40	19,589,010.36				19,589,010.36	52,480,000.00	126,992,167.60	2,601,582.58	278,239.46
Fn Ex																							
CO		87,410,000.00		87,410,000.00	82,410,000.00				82,410,000.00											5,000,000.00	82,410,000.00		


Certified Correct:


 MARCELINA EVAT. RAYOS
 Budget Officer
 Date:

Certified Correct:


 LOLITA M. ATIENZA
 Chief Accountant
 Date:

Recommended By:



 Director, FMS
 Date:

Approved By:



 DR. TIRSO A. RONQUILLO
 Agency Head/Department
 Date:

Particulars	UACS CODE	Appropriation			Allotments				Current Year				Current Year Disbursements				Balances						
		Authorized Appropriation	Adjustments (Transfer To)/From, Realignment	Adjusted Appropriations	Allotments Received	Adjustments (Withdrawal, Realignment)	Transfer To	Transfer From	Adjusted Total Allotments	1st Quarter Ending March 31	2nd Quarter Ending June 30	3rd Quarter Ending Sept. 30	4th Quarter Ending Dec. 31	Total	1st Quarter Ending March 31	2nd Quarter Ending June 30	3rd Quarter Ending Sept. 30	4th Quarter Ending Dec. 31	Total	Unreleased Appropriations	Unobligated Allotment	Unpaid Obligations (15-20) = (23+24)	
1	2	3	4	5=(3+4)	6	7	8	9	10=([6+7]-8+9)	11	12	13	14	15=(11+12+13+14)	16	17	18	19	20=(16+17+18+19)	21=(5-10)	22=(10-15)	23	24
Fin Ex																							
CO																							
GRAND TOTAL		9,699,000.00		9,699,000.00	9,699,000.00				9,699,000.00	6,699,000.00				6,699,000.00	6,219,500.00				6,219,500.00		3,000,000.00	479,500.00	
PS																							
MOOE		6,699,000.00		6,699,000.00	6,699,000.00				6,699,000.00	6,699,000.00				6,699,000.00	6,219,500.00				6,219,500.00			479,500.00	
Fin Ex																							
CO		3,000,000.00		3,000,000.00	3,000,000.00				3,000,000.00												3,000,000.00		


Certified Correct:


 MARCELINA EVA T. RAYOS
 Budget Officer
 Date:

Certified Correct:


 LOLITA M. ATIENZA
 Chief Accountant
 Date:

Recommended By:


 Director, FMS
 Date:

Approved By:


 DR. TIRSO A. RONQUILLO
 Agency Head/Department
 Date:

This report was generated using the Unified Reporting System